


**Technical data // P36THR 1 03 L508 TR**

Rotary Code Switch

Angular 5.08 mm pitch | Through Hole Reflow

**Highlights**

- Solid PCB pins
- Contacts with abrasion resistant hard gold plating
- Central C-contact
- Extra sealed design with high temperature resistance
- Switches are solder and flux sealed and washable
- 100 % electronic inspection and testing
- 90° turned zero position available

**Mechanical Data**

Type	vertical
Fixation mode	THR
Height	7.7 mm
Length	8.4 mm
Width	7.4 mm
Pin connection	3+3
Torque	1.2 ± 0.2 Ncm
Mechanical lifetime	25.000 steps
Positions per rotation	10   16 - more versions on request
Perm. ambient temperature	-50 °C ... +125 °C
Perm. storage temperature	-55 °C ... +135 °C
Degree of protection	comparable IP67
Sealing	O-Ring
Humidity	21 days at 40 °C, 93 %RH
THR through holes	plated through
THR PCB hole diameter	0.8 mm
Outside diameter plated land	1.8 mm
Sinus-vibration testing	acc. IEC 68-2-6
Frequency range	10 Hz ... 500 Hz ... 10 Hz, sliding
Amplitude	6.0 mm
Acceleration	10.0 g
Shock testing	acc. IEC 68-2-27



Technical data

**// P36THR 1 03 L508 TR**

Rotary Code Switch

Angular 5.08 mm pitch | Through Hole Reflow

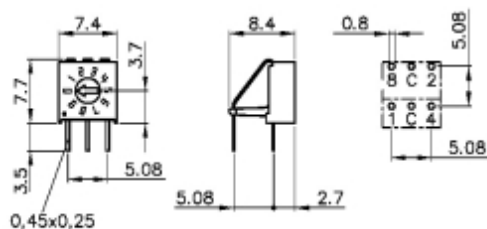
**Mechanical Data**

Shock acceleration amplitude	50.0 g
Duration of nominal shock	11.0 ms
Directions	6 ( $\pm x, \pm y, \pm z$ ) 3 times each
Reflow soldering	JEDEC J-STD-020 E
Wave soldering	Double Wave acc. DIN EN 61760-1:2006
Iron soldering	4 s / 350 °C

**Electrical Data**


Operating voltage	$\leq 42.0$ V
Standby current	$\leq 0.4$ A
Contact load, dynamic	$\leq 0.1$ A
Minimum load	1.0 $\mu$ A 20.0 mVDC
Test voltage	250.0 V 50 Hz / 1.0 min
Contact resistance	$< 80.0$ mOhm
Insulation resistance	$> 100.0$ MOhm

Technical Drawing



Configuration

Actuators



Arrow-shaped slot



Technical data

// P36THR 1 03 L508 TR

Rotary Code Switch

Angular 5.08 mm pitch | Through Hole Reflow

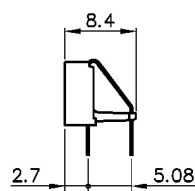
Codes

**Code 03 - Hexadecimal**

Position	Terminals					Marking
	C	1	2	4	8	
0	•					0
1	•	•				1
2	•		•			2
3	•	•	•			3
4	•			•		4
5	•	•		•		5
6	•		•	•		6
7	•	•	•	•		7
8	•				•	8
9	•	•			•	9
10	•		•		•	A
11	•	•	•		•	B
12	•			•	•	C
13	•	•		•	•	D
14	•		•	•	•	E
15	•	•	•	•	•	F

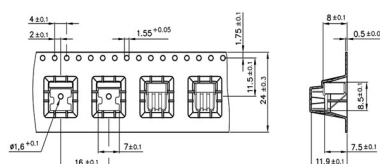
Hexadecimal, 16

Contact pins



left angular 5.08 mm

Packing



Tape on Reel Packing