

Piezo Film Sensor, Laminated Dynamic Strain Gauge

Model: SGL-R150-30 | Part No: 44-00526

SGL series piezo film sensors are thin, light weight and flexible strain gauges that can be used for a broad range of applications including impact sensing, surface vibration sensing and motion sensing. The SGL-R150-30 sensor consists of a 30µm thick piezo film and a laminated 127µm (5mil) thick PET. The thick PET layer brings the sensor neutral axis from the piezo film to the PET layer and thus the SGL-R150-30 works as a stand-alone bending mode dynamic strain gauge. In addition, the PET layer provides protection for the electrodes against abrasion. The SGL-R150-30 sensor can be attached onto any target sensing surfaces using a pressure sensitive adhesive. SGL-R150-30 has high voltage sensitivity and external power supply is not required to operate. The sensor shape and size can be easily customized depends on the applications. Piezo film is robust and its piezo activity does not decay over time, and thus it is a highly reliable sensing material.

FEATURES

- Thin, light weight, and flexible polymer strain gauge
- Piezo film generates electrical signals without external power supply
- High voltage sensitivity allows simple interface electronics
- Broad frequency band characteristics
- Wide dynamic range covers from µV to kV output applications
- Low mechanical Q suitable for vibration sensing
- Easy customization in shape and size

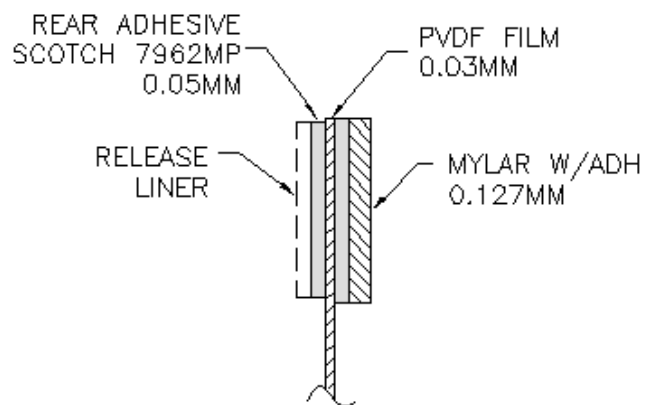
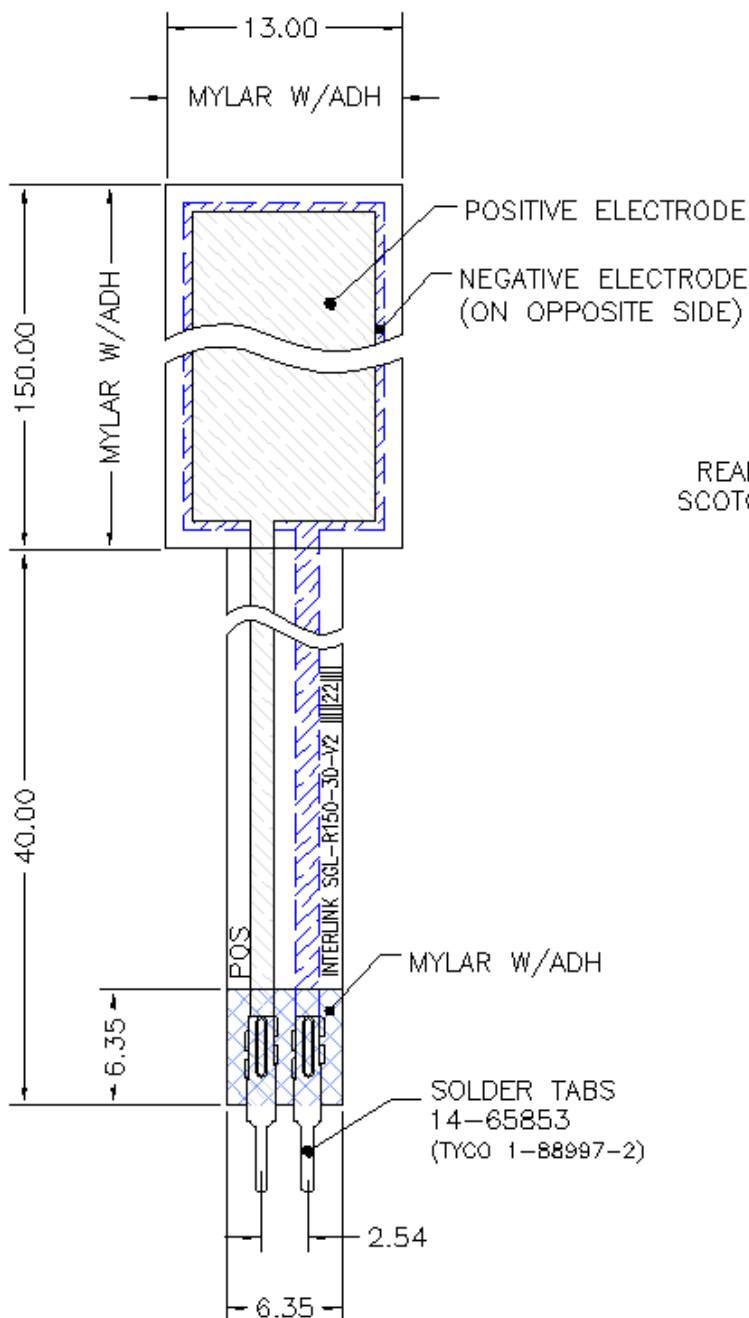
APPLICATIONS

- Impact sensing
- Surface vibration sensing
- Contact microphone for medical and industrial applications
- Acoustic pickup for musical instruments
- Artificial skin sensor for AI robots and interactive toys
- Scoring sensor for sports and gaming devices
- Solid state switches and counters
- Motion sensor for security and safety

Laminated Dynamic Strain Gauge

Model: SGL-R150-30 | Part No: 44-00526t

Schematics (units in mm)



Note: Rear Adhesive is optional. It can be customized.

Laminated Dynamic Strain Gauge

Model: SGL-R150-30 | Part No: 44-00526t

DEVICE CHARACTERISTICS (25°C)

Parameter	Typical Value	Unit
Voltage sensitivity to 1 μ m strain ($V_o/\Delta L$)*	9.4	V/ μ m
Voltage sensitivity to micro strain ($V_o/\mu\epsilon$)*	1.4	V/ μ
Voltage sensitivity to applied force (V_o/N)*	1.7	V/N
Charge sensitivity to 1 μ m strain ($Q/\Delta L$)*	51.8	nC/ μ m
Charge sensitivity to micro strain ($Q/\mu\epsilon$)*	7.8	nC/ μ
Charge sensitivity to applied force (Q/N)*	9.3	nC/N
Voltage output per 1°C temperature change ($V/\Delta^\circ C$)**	10.2	V/°C
Capacitance @1KHz	5.5	nF
Dissipation factor ($\tan \delta$) @1KHz	0.02	
Low-end cutoff frequency (f_{cutoff}) @1M Ω load resistance	3	Hz
Linearity	± 1	%
Operating temperature	-25 to +85	°C
Storage temperature	-40 to +85	°C

*Force is applied to the length direction (1-axis). Open circuit output @10Hz.

**Pyro effect of piezo film. Open circuit voltage output.

Laminated Dynamic Strain Gauge

Model: SGL-R150-30 | Part No: 44-00526t

TYPICAL PIEZO FILM PARAMETERS (25°C)

Parameters	Symbols	Typical Value	Unit	Note
Available thickness	t	30, 110	µm	
Piezo strain constant	d ₃₁	25	pC/N	@10Hz
	d ₃₂	2		
	d ₃₃	35		
Piezo stress constant	g ₃₁	220	10 ⁻³ Vm/N	@10Hz
	g ₃₂	20		
	g ₃₃	300		
Piezo charge constant	e ₃₁	75	C/m ²	@10Hz
	e ₃₂	6		
	e ₃₃	105		
Pyroelectric constant	p	39	µC/m ² °C	
Coupling coefficient	k ₃₁	12	%	@10Hz
Relative permittivity	ε _r	13		@1KHz
Permittivity	ε	113	pF/m	@1KHz
Young's module	Y	3	GPa	@10Hz
Tensile strength	s	0.50	GPa	1-Axis
Volume resistivity	ρ _R	>10 ¹⁴	Ωcm	
Dielectric breakdown voltage		200	V/µm	
Dielectric loss factor	tan δ	0.015		@1KHz
Density	ρ	1.78	g/cm ³	
Melting point		165.0	C°	

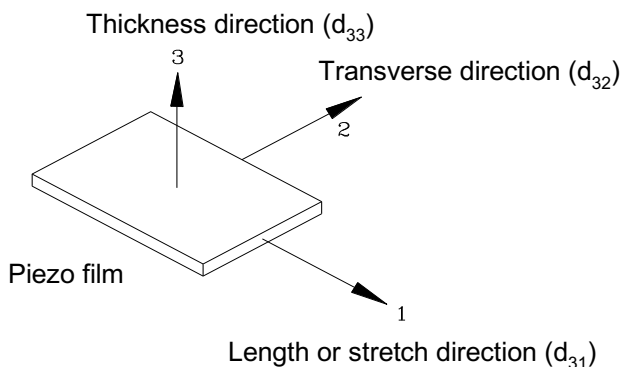
Laminated Dynamic Strain Gauge

Model: SGL-R150-30 | Part No: 44-00526t

SENSOR INSTALLATION

Piezo film is anisotropic and its proper installation is important to ensure the sensor performance. Also, piezo film is a thin and light weight polymer sensor thus the sensor lead tail or sensor cable needs to be secured to avoid undesired signals caused by the strain from the sensor leads.

1. **Sensor directivity** – As shown in the figure below, piezo film is anisotropic and has directional sensitivity. Piezo film has the highest sensitivity in the length direction (also, called Stretch direction or 1-direction) and SGL series sensors are designed to use in the length mode. Therefore, the sensor's length direction should be aligned with the strain direction of the sensing targets to maximize the sensor output. Sensitivity of the transverse direction (d_{32}) is only 1/10 of that of the length direction (d_{31}).
2. **Adhesion to sensing target surface** – The SGL-R150-30 can be attached onto any target sensing surfaces using a pressure sensitive adhesive. The target sensing area should be clean and dust-free before the SGL-R150-30 is installed.
3. **Strain relief of the sensor lead tail** – As the piezo film sensors are highly sensitive to the stress applied in its length direction, it is necessary to firmly secure the sensor lead tail to avoid any strain or stress caused by the sensor lead tail. Unsecured sensor lead tail might create undesired signals.



CONTACT US

Interlink Electronics, Inc.
1 Jenner, Suite 200
Irvine, CA 92618

Toll Free: +1.866.764.8965
Phone: +1.805.484.8855
Fax: +1.805.530.5598

Visit:

www.interlinkelectronics.com

Email:

sales@interlinkelectronics.com