

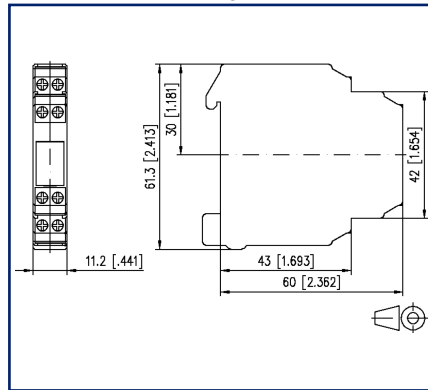
Data sheet

KRA-M8/21-21, 2 changeover contacts, 12 V AC/DC

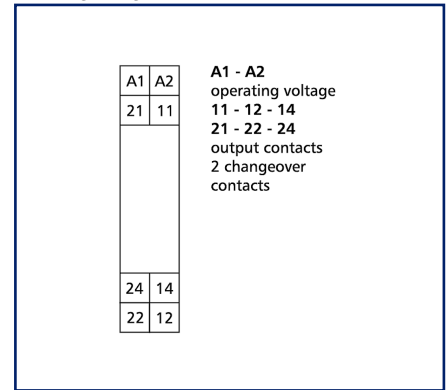
Illustrations



Dimensional drawing



Wiring diagram



See enlarged drawings at the end of document

Product specification

Coupling devices are used to secure electrical isolation between logic and load.

- Connection with screw-type terminals
- closed compact series
- integrated protective circuit
- safe separation
- Not intended for marketing in North America

Technical Data

Supply	
Operating voltage	12 V AC/DC -15% ... +10%
Power consumption (max.)	25 mA
Response time typical	10 ms
release time AC typical	15 ms
release time DC typical	5 ms
Outputs	
Contacts	2 changeover contacts
Contact material	AgSnO ₂
Switching voltage (max.)	250 V AC
Continuous Current	4 A
Switching frequency	360 switching cycles/h
Breaking capacity (resistive load)	
Mechanical life	1x10 ⁷ switching cycles
Electrical life	6x10 ⁴ switching cycles
Indicator	red LED
Insulation coil - contact set	
Nominal voltage of the power supply system	230 / 400 V AC
Overvoltage category	III II
Degree of pollution	2 2
Rated test voltage	4 kV 2.5 kV
Type of insulation	basic insulation reinforced insulation
Housing	
Dimensions	
Dimension (W x H x D)	11.2 mm x 61.3 mm x 60 mm
Dimension (W x H x D)	0.441 in. x 2.413 in. x 2.362 in.
Total depth with switch/plug	69 mm
Weight	45 g
Mounting style	Standard rail TH35
Mounting position	any
Apposition	without distance
Connection type	Screw type terminal blocks

Technical Data

Terminal blocks

Wire cross section solid	0.2 mm ² - 2.5 mm ² / AWG 22-12
Wire cross section multi	0.25 mm ² - 2.5 mm ² / AWG 22-12
Wire cross section with wire ferrule	0.25 mm ² - 2.5 mm ² / AWG 22-12
Screw torque (max.)	0.5 Nm
Stripping length (min.)	8 mm

Material

Material - Housing	Polyamid 6.6 V0
Color	gray
Material - Terminal block	Polyamid 6.6 V0
Material - Covers	Polyamid 6.6 V0

Protection category according to IEC 60529

Protection category - housing (acc. to IEC 60529)	IP40
Protection category - terminal blocks (acc. to IEC 60529)	IP20

Climatic Data

Operating

Temperature - Operating °C	-20 °C - 55 °C
Temperature - Operating °F	-4 °F - 131 °F
Relative humidity	max. 85 % non-condensing

Storage

Temperature - Storage °C	-25 °C - 70 °C
Temperature - Storage °F	-13 °F - 158 °F

Power loss

Power loss (typical)	0.44 W
----------------------	--------

Classifications

ETIM 7.0	EC001437
ETIM 8.0	EC001437
ETIM 9.0	EC001437

Technical Data

Application note

This product is a standard product of METZ CONNECT. METZ CONNECT is not aware of the specific intended use of the goods by the Customer or any customers of the Customer. The Customer guarantees that it has fully and sufficiently tested the use of the goods and any product modifications, product changes or product enhancements with regard to the specific intended use in accordance with the state of the art or in any other way. At METZ CONNECT's request, the Customer shall submit and make available meaningful evidence (e.g. test and laboratory protocols, certifications, etc.).



C | Logline

Data sheet

Page 5/7

KRA-M8/21-21, 2 changeover contacts, 12 V AC/DC

P/N

11061950

EAN 4250184122739

2024/10/24

Version: F

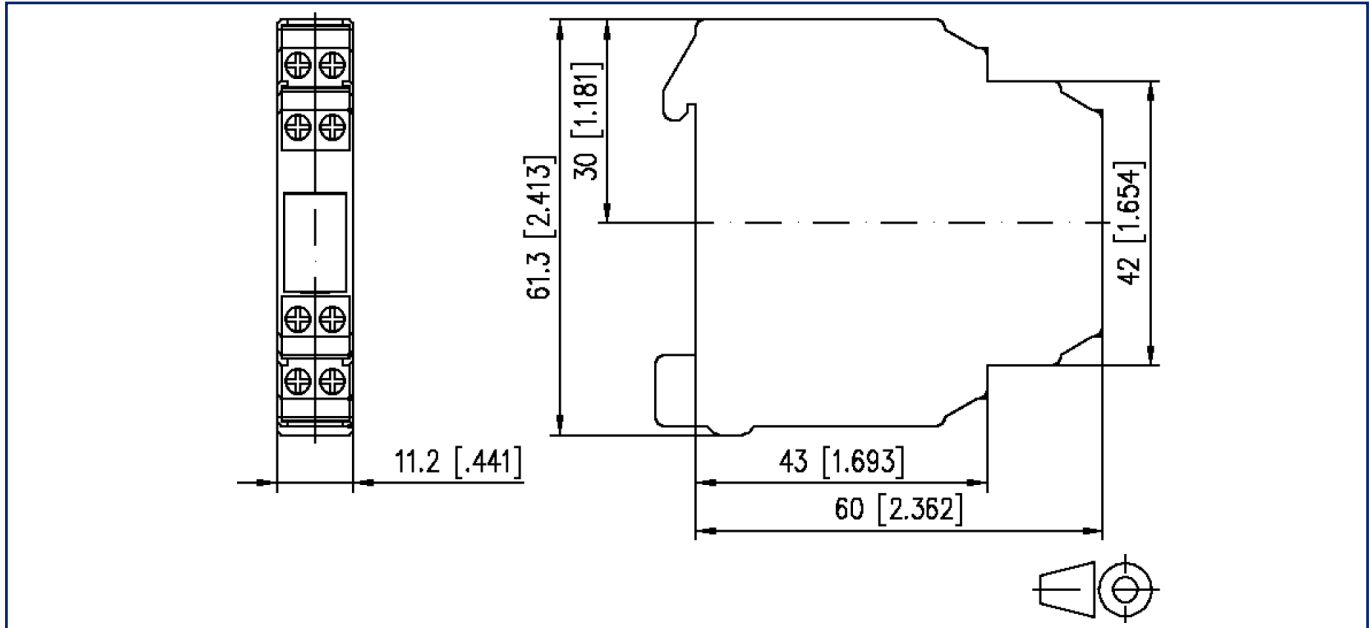
Accessories

P/N	Designation
820234-01-9	Labeling plate white
850349-02	Connecting bridge, 10 pole

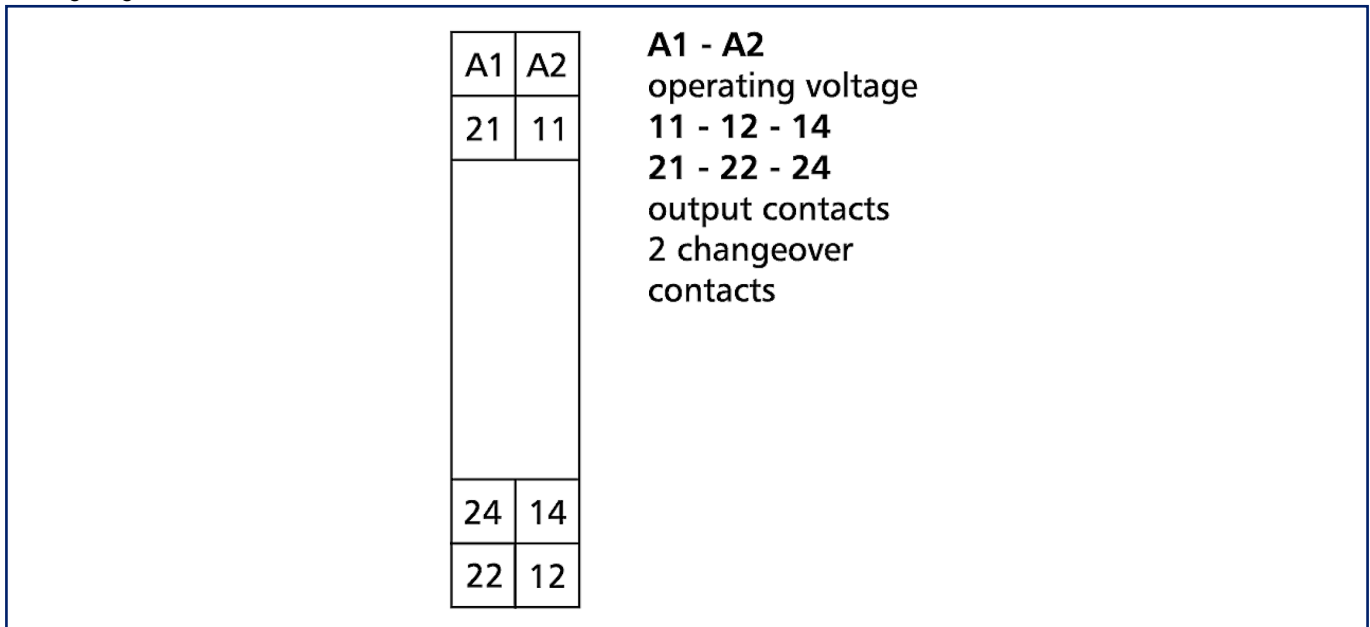


Illustrations

Dimensional drawing



Wiring diagram



Illustrations

Circuit diagram

