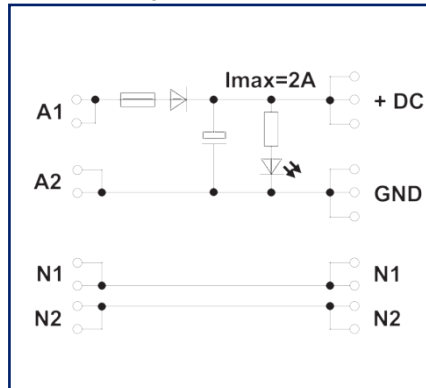


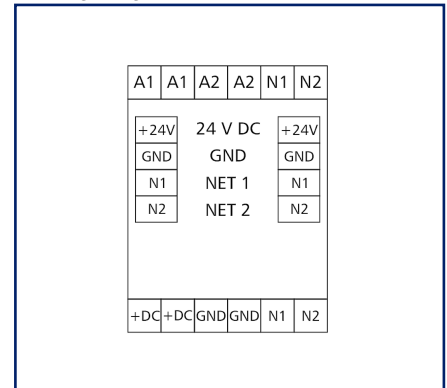
### Illustrations



Principle diagram



Wiring diagram



See enlarged drawings at the end of document

### Product specification

The HUB DC is used as ballast to operate I/O modules of the C|Logline LON, Modbus and BACnet range to rectify and smooth 24 V AC (alternating voltage). It supplies at the output a smoothed direct voltage of about 33 V DC (with 24 V AC at the input). To convert the supply voltage of C|Logline LON, Modbus and BACnet modules from a 24 V AC operation to DC operation (24 to 36 V DC) reduces the thermal load in the I/O modules and extends the service life of the included components. The device is designed as half-wave rectifier with common earth point (input A2 = output 0 V) to be directly used in 24 VAC systems.

- Not intended for marketing in North America

**Technical Data****Material**

Color gray

**Climatic Data**

## Operating

Relative humidity max. 85 % non-condensing

**Classifications**

ETIM 7.0 EC000675

ETIM 8.0 EC000675

ETIM 9.0 EC000675

**Application note**

This product is a standard product of METZ CONNECT. METZ CONNECT is not aware of the specific intended use of the goods by the Customer or any customers of the Customer. The Customer guarantees that it has fully and sufficiently tested the use of the goods and any product modifications, product changes or product enhancements with regard to the specific intended use in accordance with the state of the art or in any other way. At METZ CONNECT's request, the Customer shall submit and make available meaningful evidence (e.g. test and laboratory protocols, certifications, etc.).



## Accessories from

P/N	Designation
1105701321	FRAS 4/21 24 V AC/DC CAN
1105731302	FAA 4 24 V AC/DC CAN
1105741306	FAE 4 24 V AC/DC CAN
1105751319	FDE 4 24 V AC/DC CAN
11083013	MR-TO4 Modbus RTU
1108311319	MR-DI10 Modbus RTU
11083213	MR-AI8 Modbus RTU
1108331326	MR-DIO4/2 Modbus RTU
110833132601	MR-DIO4/2S Modbus RTU
1108331326IP	MR-DIO4/2-IP65 Modbus RTU
1108341319	MR-DI4 Modbus RTU
110834131901IP	MR-DI4-IP65 Modbus RTU, with external display
1108351302	MR-AO4 Modbus RTU
1108361321	MR-DO4 Modbus RTU
110836132101	MR-DOA4 Modbus RTU
1108371302	MR-AOP4 Modbus RTU
11083813	MR-TP Modbus RTU
11083913	MR-SI4 Modbus RTU
1108401332	MR-CI4 Modbus RTU
11084213IP	MR-AIO4/2-IP65 Modbus RTU
11084413	MR-LD6 Modbus RTU
1108501319	LF-DI4 LON
1108511319	LF-DI10 LON
1108511319IP	LF-DI10-IP65 LON
1108521321	LF-DO4 LON
1108521321IP	LF-DO4-IP65 LON
11085313	LF-AI8 LON
11085413	LF-AOP4 LON
11085413IP	LF-AO4-IP65 LON
1108551326	LF-DIO4/2 LON
1108551326IP	LF-DIO4/2-IP65 LON
1108561326	LF-DM4/4 LON

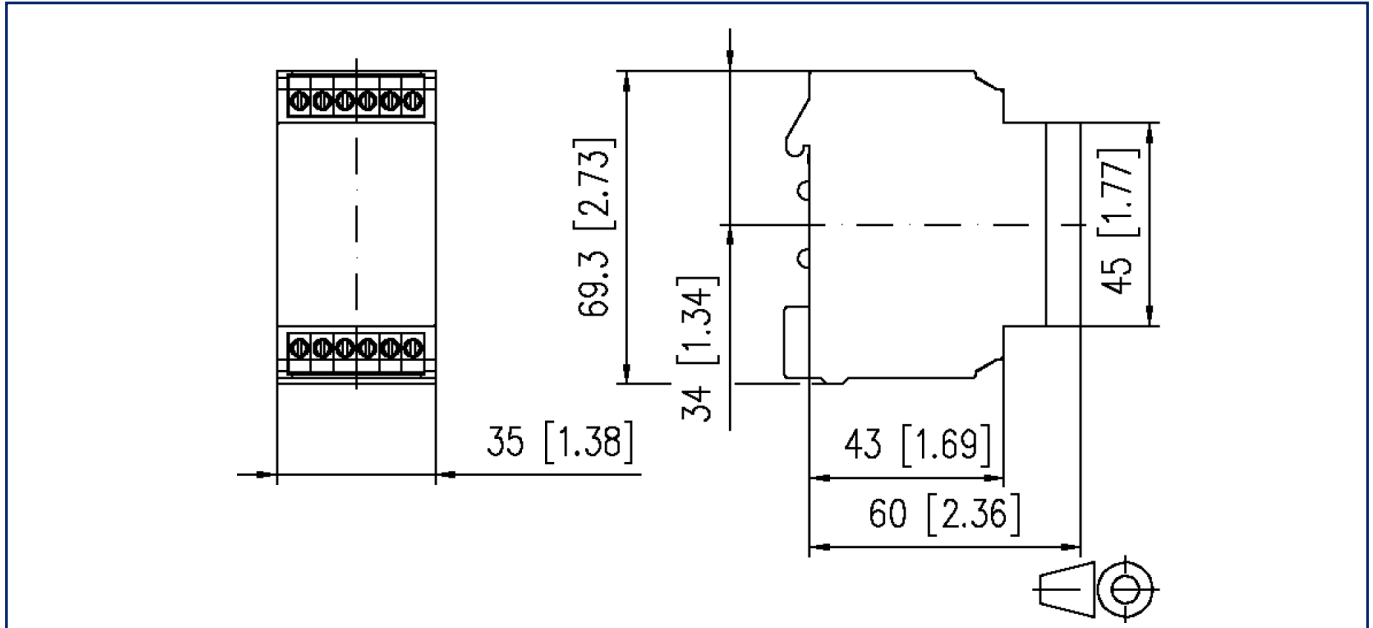
**Accessories from**

11085713	LF-AM2/4 LON
11085813	LF-SI4 LON
11085913	LF-TP LON
1108601332	LF-CI4 LON
11086105IP	LF-TI-IP65 LON
11086213	LF-TO4 LON
11086313	LF-DI230 LON
11087913	LF-FAM LON
11088013	BMT-TO4 BACnet MS/TP
1108811319	BMT-DI10 BACnet MS/TP
11088213	BMT-AI8 BACnet MS/TP
1108831326	BMT-DIO4/2 BACnet MS/TP
1108831326IP	BMT-DIO4/2-IP65 BACnet MS/TP
1108841319	BMT-DI4 BACnet MS/TP
1108841319IP	BMT-DI4-IP65 BACnet MS/TP
1108851302	BMT-AO4 BACnet MS/TP
1108861321	BMT-DO4 BACnet MS/TP
1108871302	BMT-AOP4 BACnet MS/TP
1108871303	
110887130370	
11088813	BMT-TP BACnet MS/TP
11088913	BMT-SI4 BACnet MS/TP
1108901332	BMT-CI4 BACnet MS/TP
11089313	BMT-Multi I/O BACnet MS/TP
11095013	EW-TO4
1109511319	EW-DI10
11095213	EW-AI8
1109531326	EW-DIO4/2
1109531326IP	EW-DIO4/2-IP65
1109541319	EW-DI4
1109551302	EW-AO4
1109561321	EW-DO4
1109571332	EW-CI4

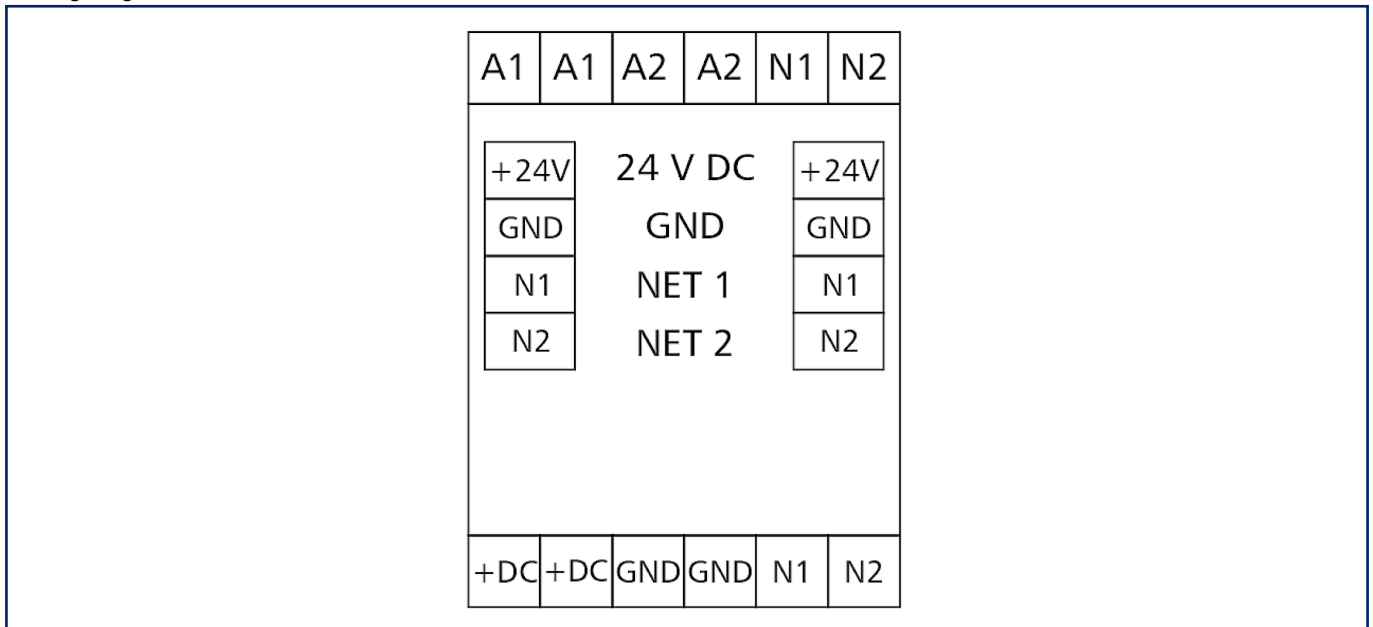


**Illustrations**

Dimensional drawing

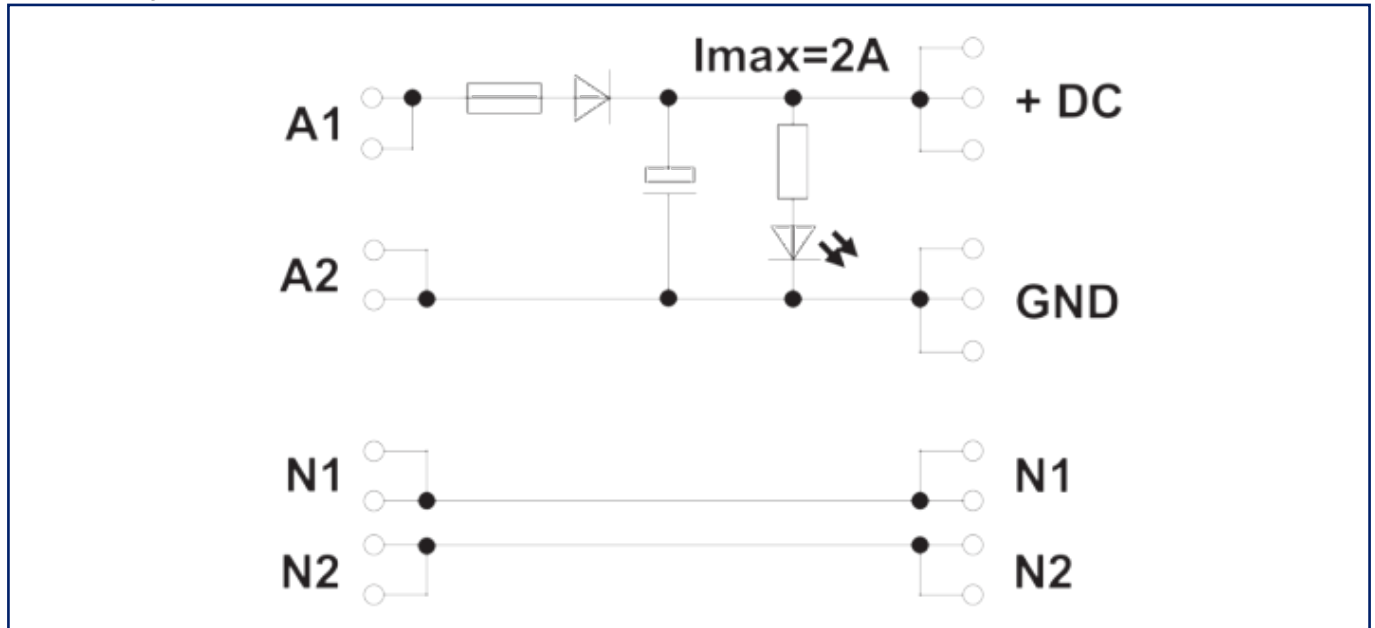


Wiring diagram



**Illustrations**

Principle diagram



© 2024 METZ CONNECT - Technische Änderungen vorbehalten! Subject to modifications! Sous réserve de modifications techniques!