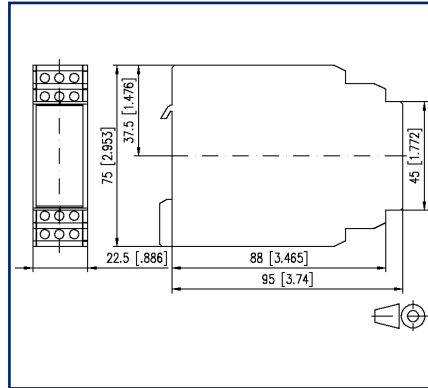


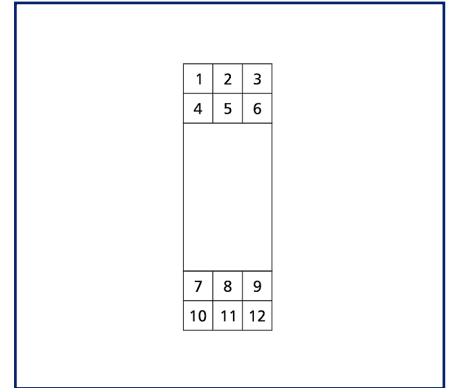
Illustrations



Dimensional drawing



Wiring diagram



See enlarged drawings at the end of document

Product specification

The diode module is equipped with 11 diodes. The cathodes of the diodes are all connected to each other. The module is used for failure indication systems (collective fault message).

- common cathode
- Connection with screw-type terminals
- Not intended for marketing in North America

Technical Data

Housing	
Dimensions	
Dimension (W x H x D)	22.5 mm x 75 mm x 95 mm
Dimension (W x H x D)	0.886 in. x 2.953 in. x 3.74 in.
Weight	20 g
Mounting style	Standard rail TH35
Mounting position	any
Apposition	without distance
Connection type	Screw type terminal blocks
Terminal blocks	
Wire cross section solid	0.2 mm ² - 2.5 mm ² / AWG 22-12
Wire cross section multi	0.25 mm ² - 2.5 mm ² / AWG 22-12
Wire cross section with wire ferrule	0.25 mm ² - 2.5 mm ² / AWG 22-12
Screw torque (max.)	0.5 Nm
Stripping length (min.)	8 mm
Material	
Material - Housing	Polyamid 6.6 V0
Color	gray
Material - Terminal block	Polyamid 6.6 V0
Material - Covers	Polyamid 6.6 V0
Protection category according to IEC 60529	
Protection category - housing (acc. to IEC 60529)	IP40
Protection category - terminal blocks (acc. to IEC 60529)	IP20
Climatic Data	
Operating	
Temperature - Operating °C	-10 °C - 50 °C
Temperature - Operating °F	14 °F - 122 °F
Relative humidity	max. 85 % non-condensing
Storage	
Temperature - Storage °C	-25 °C - 70 °C
Temperature - Storage °F	-13 °F - 158 °F

Technical Data

Classifications

ETIM 7.0	EC002878
ETIM 8.0	EC002878
ETIM 9.0	EC002878

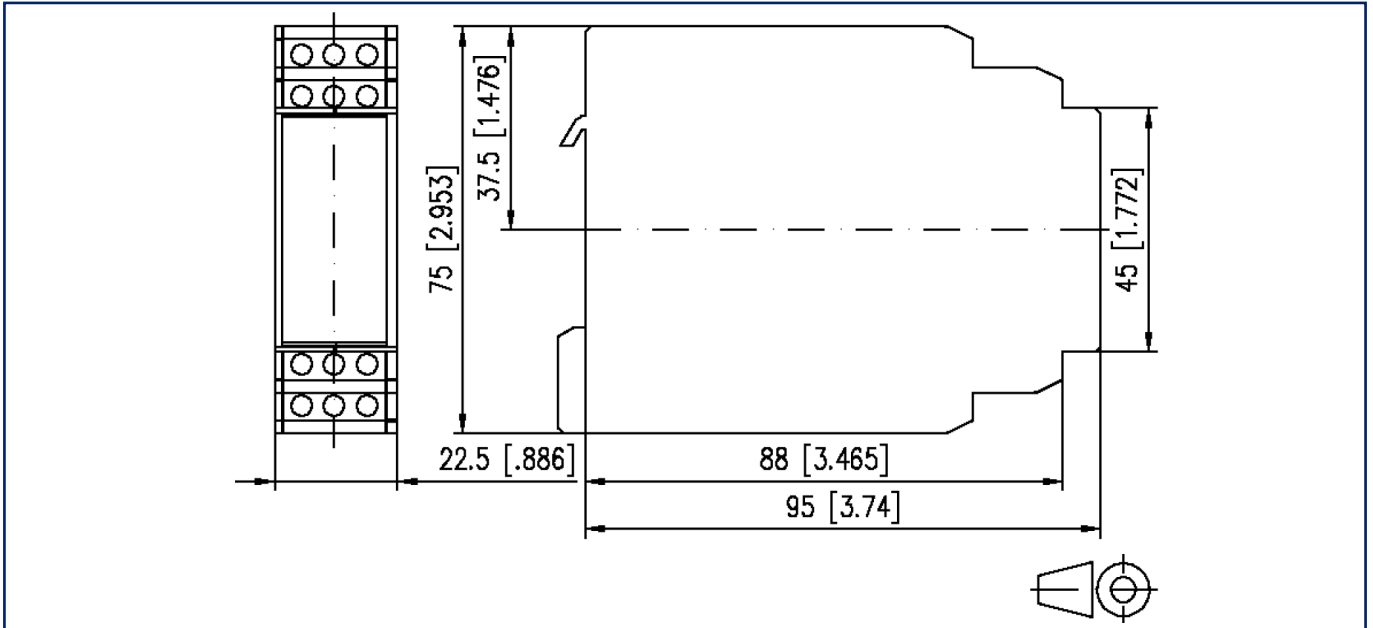
Application note

This product is a standard product of METZ CONNECT. METZ CONNECT is not aware of the specific intended use of the goods by the Customer or any customers of the Customer. The Customer guarantees that it has fully and sufficiently tested the use of the goods and any product modifications, product changes or product enhancements with regard to the specific intended use in accordance with the state of the art or in any other way. At METZ CONNECT's request, the Customer shall submit and make available meaningful evidence (e.g. test and laboratory protocols, certifications, etc.).

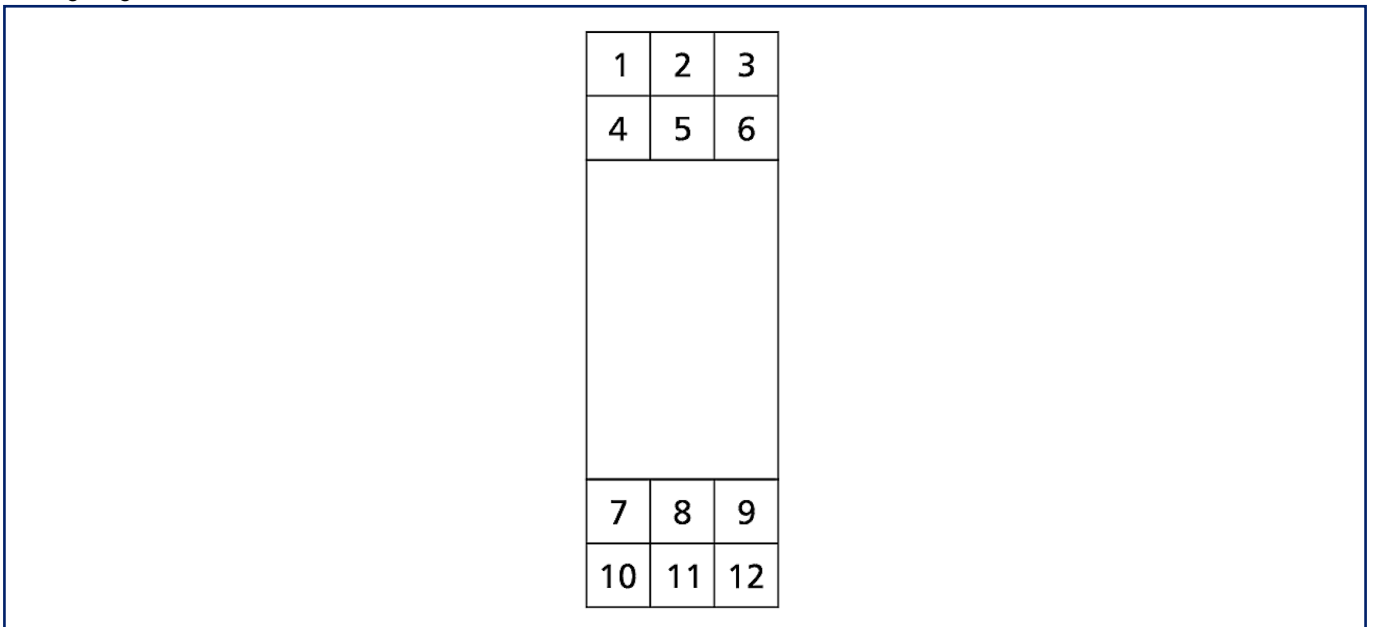


Illustrations

Dimensional drawing



Wiring diagram



Illustrations

Circuit diagram

