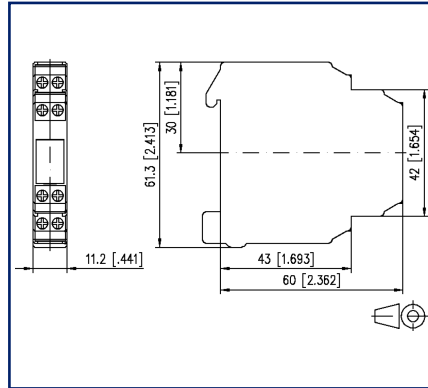


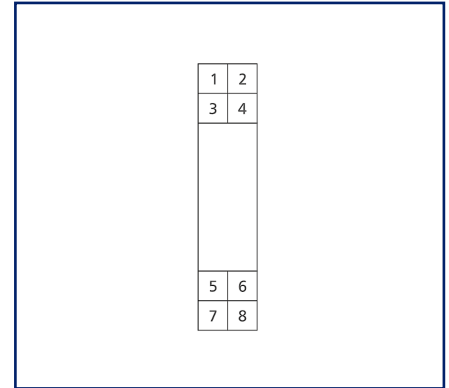
## Illustrations



Dimensional drawing



Wiring diagram



See enlarged drawings at the end of document

## Product specification

The diode module is equipped with 7 diodes. The anodes of the diodes are all connected to each other. The module is used for failure indication systems (lamp tests).

- common anode
- Connection with screw-type terminals
- Not intended for marketing in North America

## Technical Data

<b>Housing</b>	
Dimensions	
Dimension (W x H x D)	11.2 mm x 61.3 mm x 60 mm
Dimension (W x H x D)	0.441 in. x 2.413 in. x 2.362 in.
Weight	20 g
Mounting style	Standard rail TH35
Mounting position	any
Apposition	without distance
Connection type	Screw type terminal blocks
<b>Terminal blocks</b>	
Wire cross section solid	0.2 mm <sup>2</sup> - 2.5 mm <sup>2</sup> / AWG 22-12
Wire cross section multi	0.25 mm <sup>2</sup> - 2.5 mm <sup>2</sup> / AWG 22-12
Wire cross section with wire ferrule	0.25 mm <sup>2</sup> - 2.5 mm <sup>2</sup> / AWG 22-12
Screw torque (max.)	0.5 Nm
Stripping length (min.)	8 mm
<b>Material</b>	
Material - Housing	Polyamid 6.6 V0
Color	gray
Material - Terminal block	Polyamid 6.6 V0
<b>Protection category according to IEC 60529</b>	
Protection category - housing (acc. to IEC 60529)	IP40
Protection category - terminal blocks (acc. to IEC 60529)	IP20
<b>Climatic Data</b>	
Operating	
Temperature - Operating °C	-10 °C - 50 °C
Temperature - Operating °F	14 °F - 122 °F
Relative humidity	max. 85 % non-condensing
Storage	
Temperature - Storage °C	-25 °C - 70 °C
Temperature - Storage °F	-13 °F - 158 °F

## Technical Data

### Classifications

ETIM 7.0	EC002878
ETIM 8.0	EC002878
ETIM 9.0	EC002878

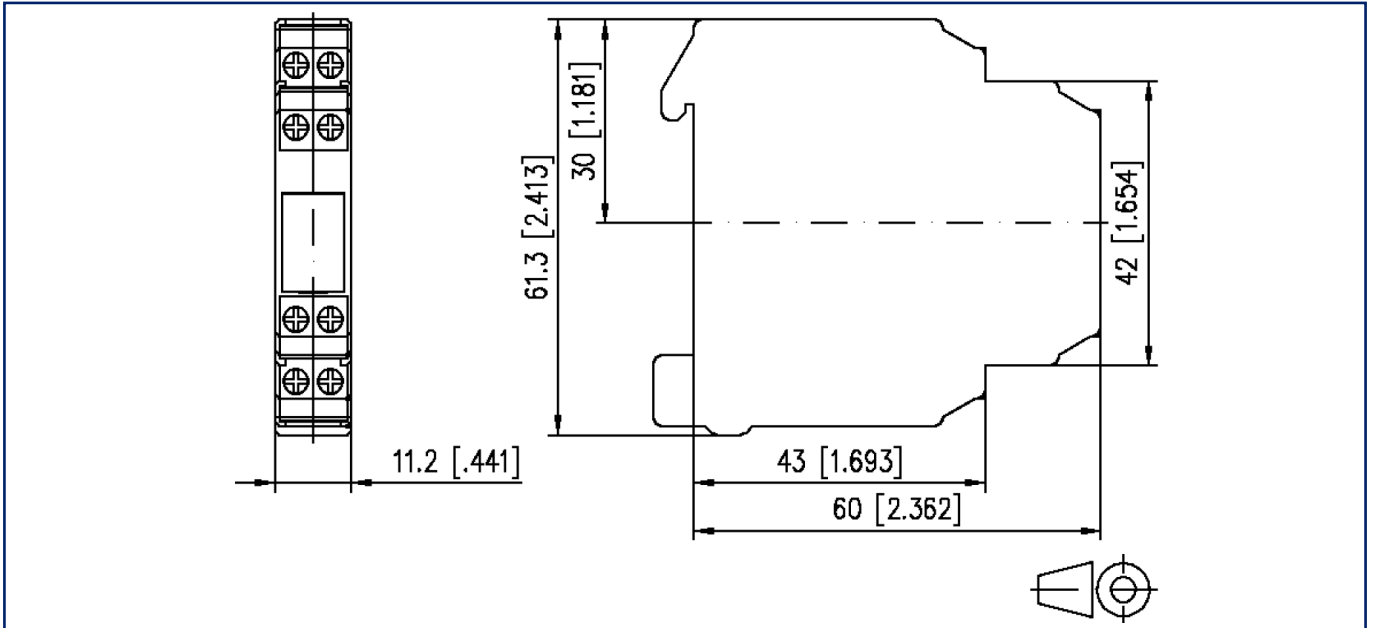
### Application note

This product is a standard product of METZ CONNECT. METZ CONNECT is not aware of the specific intended use of the goods by the Customer or any customers of the Customer. The Customer guarantees that it has fully and sufficiently tested the use of the goods and any product modifications, product changes or product enhancements with regard to the specific intended use in accordance with the state of the art or in any other way. At METZ CONNECT's request, the Customer shall submit and make available meaningful evidence (e.g. test and laboratory protocols, certifications, etc.).

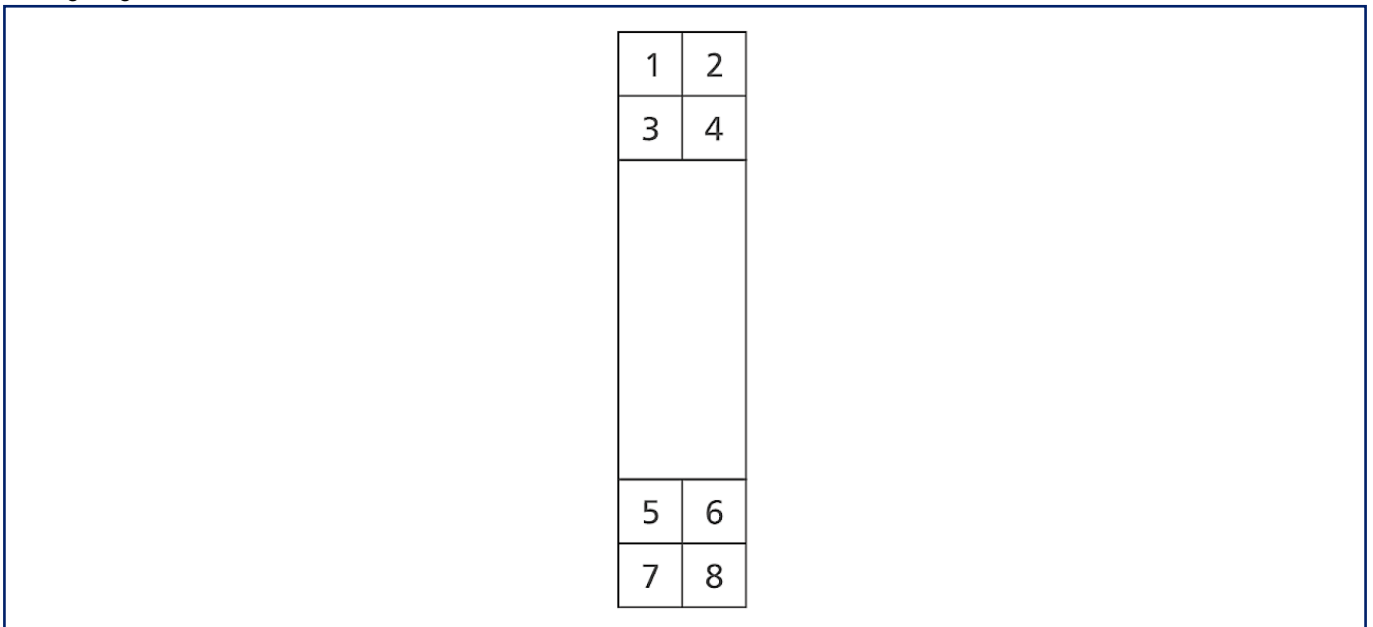


**Illustrations**

Dimensional drawing



Wiring diagram



**Illustrations**

Circuit diagram

