

# Crystal Unit

## ■ NX1612SA Data Sheet (for Automotive)


### Application

Automotive equipment

### Features

Ultra-compact and thin surface-mount crystal unit for automotive

- Ultra-compact and thin (Typ. : 1.6×1.2×0.30 mm)
- Stable start-up characteristics even under extremely severe environmental conditions
- Excellent environmental resistance performance such as heat, vibration and shock resistance
- Reflow temperature profile (Available for lead free soldering)
- Conforms to AEC-Q200



RoHS Compliant  
Directive 2011/65/EU  
Directive (EU) 2015/863

Pb free

AEC-Q200

1. Item : Crystal Unit  
 2. Type : NX1612SA  
 3. Nominal Frequency : 76.8 MHz  
 4. NDK Spec. No. : EXS00A-CS13312  
 5. NDK Parts No. : CS13312-76.8M  
 6. Electrical Specifications

	Parameters	SYM.	Electrical Spec.				Notes
			min	typ	max	Units	
1	Nominal frequency	$f_{nom}$	76.800			MHz	
2	Overtone order	-	Fundamental			-	
3	Frequency tolerance	-	-7	-	+5	$\times 10^{-6}$	at +25°C
4	Frequency Stability A	-	-11	-	+13	$\times 10^{-6}$	at -40~+100°C The reference temperature shall be +25°C
5	Frequency Stability B	-	0	-	+8	$\times 10^{-6}$	at +100~+105°C The reference temperature shall be +100°C
6	Frequency Aging A(at +25°C 5 years)	-	0	-	+2	$\times 10^{-6}$	
7	Frequency Aging B(at +25°C 10 years)	-	0	-	+4	$\times 10^{-6}$	
8	Frequency drift after reflow	-	-2	-	0	$\times 10^{-6}$	After two reflows
9	Overall A (-40~+100°C / aging 5 years)	-	-20	-	+20	$\times 10^{-6}$	Include Frequency tolerance, Stability A, Aging A, Reflow
10	Overall B (-40~+100°C / aging 10 years)	-	-20	-	+22	$\times 10^{-6}$	Include Frequency tolerance, Stability A, Aging B, Reflow
11	Overall C (-40~+105°C / aging 10 years)	-	-20	-	+30	$\times 10^{-6}$	Include Frequency tolerance, Stability A, Stability B, Aging B, Reflow
12	Equivalent resistance	-	-	-	25	$\Omega$	IEC PI-network/Series
13	Shunt capacitance	$C_0$	0.3	-	1.3	pF	Not grounded
14	Motional capacitance	$C_1$	1.1	-	4.0	fF	Not grounded
15	Motional inductance	$L_1$	1.3	-	4.0	mH	Not grounded
16	Spurious mode series resistance	-	1100	-	-	$\Omega$	$\pm 0.7$ MHz
17	Load capacitance	$C_L$	-	9.9	-	pF	IEC standard 60444-8 using Agilent 41901 A Pi Circuit
18	Level of drive	-	-	200	250	$\mu$ W	
19	Operable temperature range	$T_{opr}$	-40	-	+105	°C	
20	Storage temperature range	$T_{str}$	-40	-	+105	°C	
21	Insulation resistance	-	500	-	-	M $\Omega$	When terminal to terminal and terminal to cover were applied at DC100V $\pm 15$ V.
22	Air-tightness	-	-	-	$1.1 \times 10^{-9}$	Pa m <sup>3</sup> /s	

## Mounted conditions

Be sure to use the product under the following conditions. Otherwise, the characteristics deterioration or destruction of the product may result.

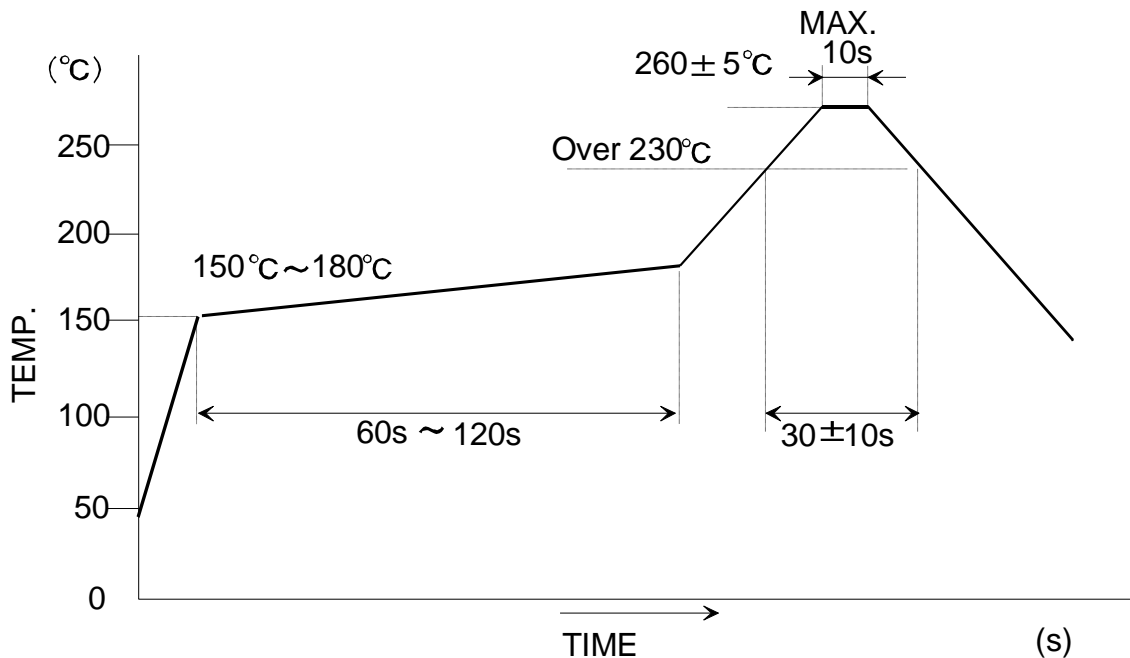
### (1) Reflow soldering heat resistance

Peak Temp. : 265°C, 10sec.  
 Heating : 230°C or higher, 40sec.  
 Preheating : 150~180°C, 120sec.  
 Reflow passage times : twice

### (2) Manual soldering heat resistance

Pressing a soldering iron of 400°C on the terminal electrode for four seconds (twice).

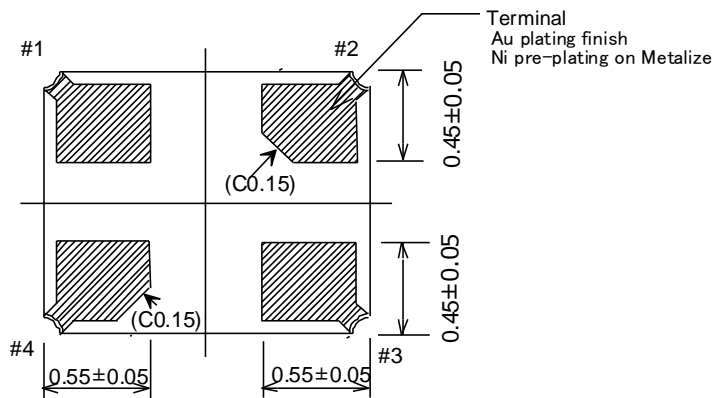
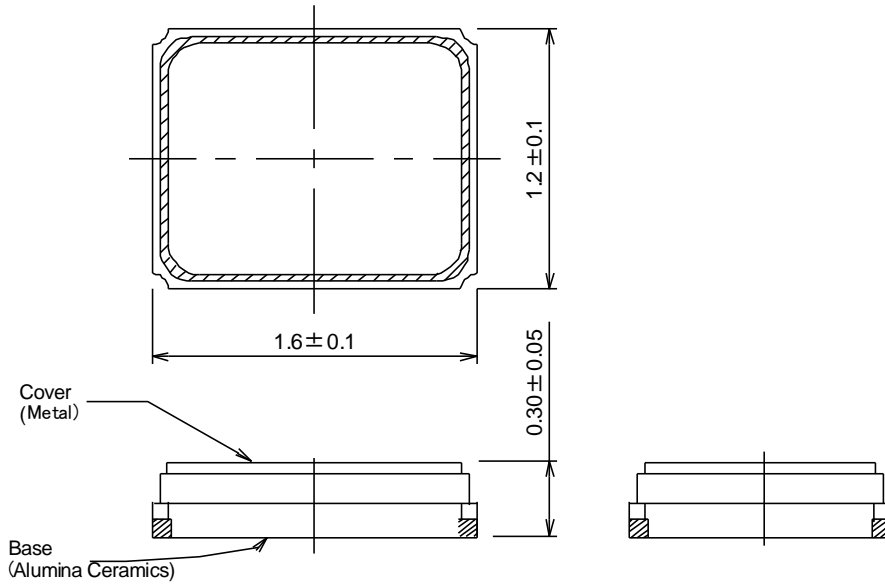
### Recommendation reflow condition



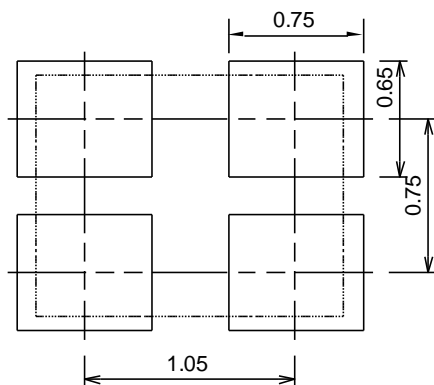
# Dimension drawing

Unit : mm

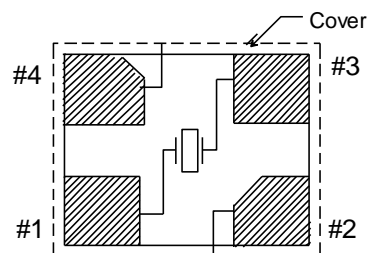
Tolerance : +/-0.1mm



## LAND PATTERN (Recommended)



## TOP VIEW Terminal land connections



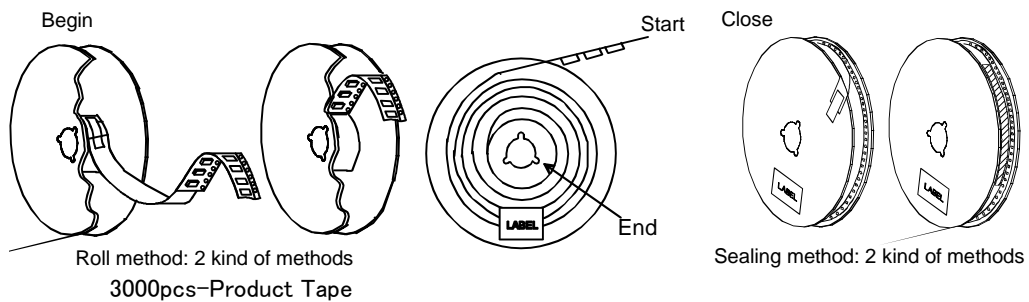
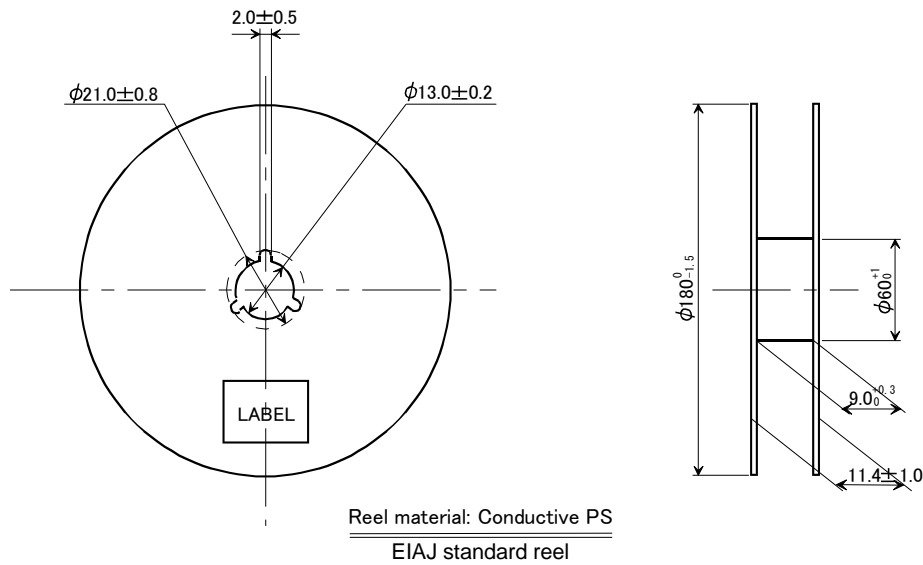
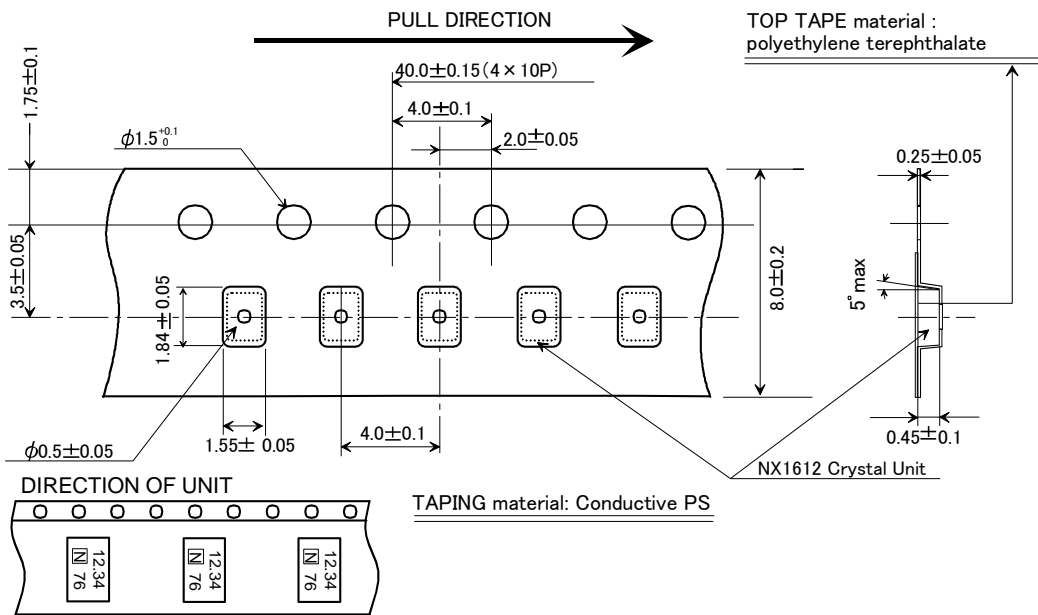
## TERMINAL

#1,#3 : XTAL

#2,#4 : GND(CONNECTION WITH COVER)

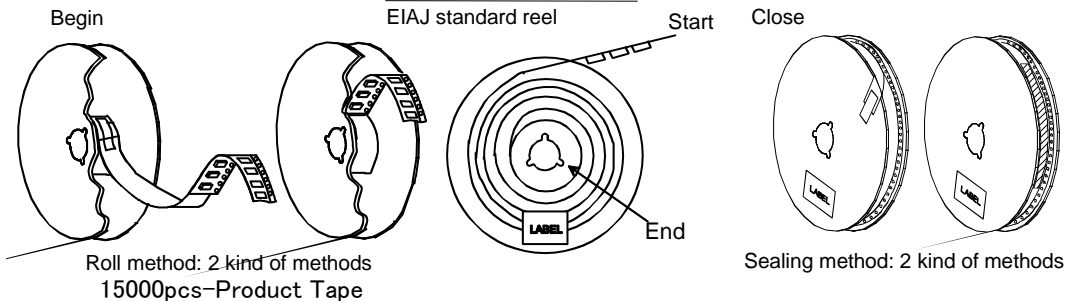
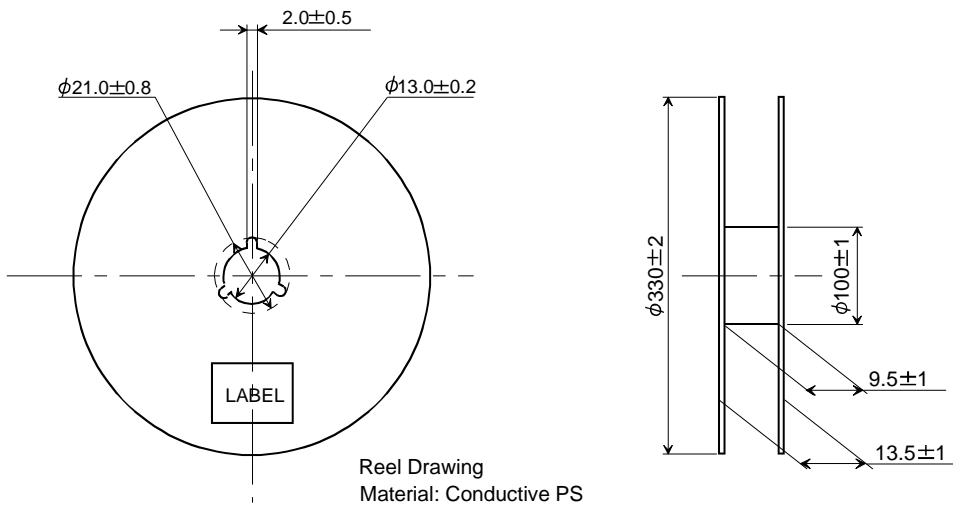
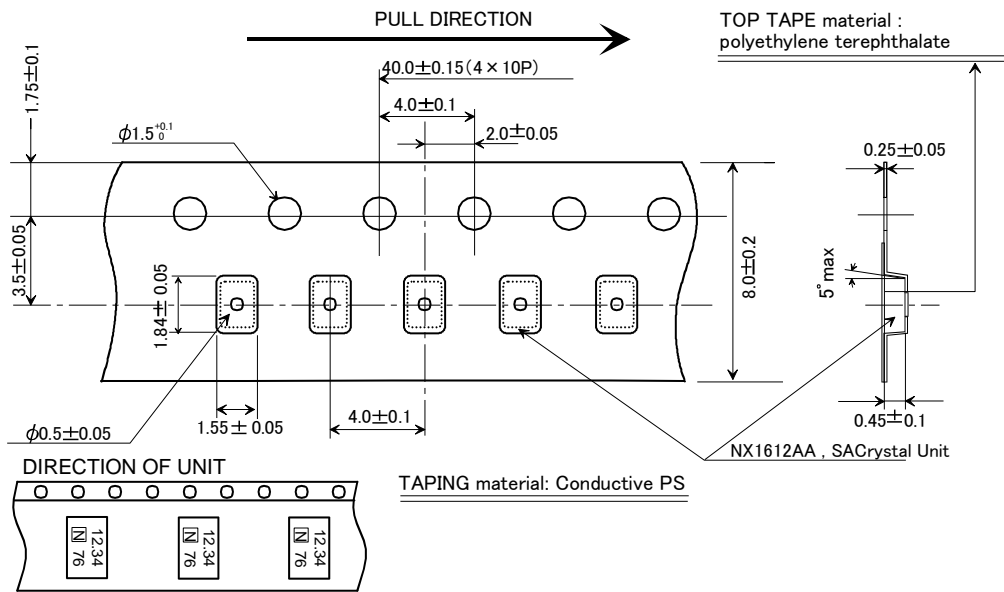
# Taping and reel spec. ①

3,000pcs / reel (Reel dimension :  $\phi 180$  mm)

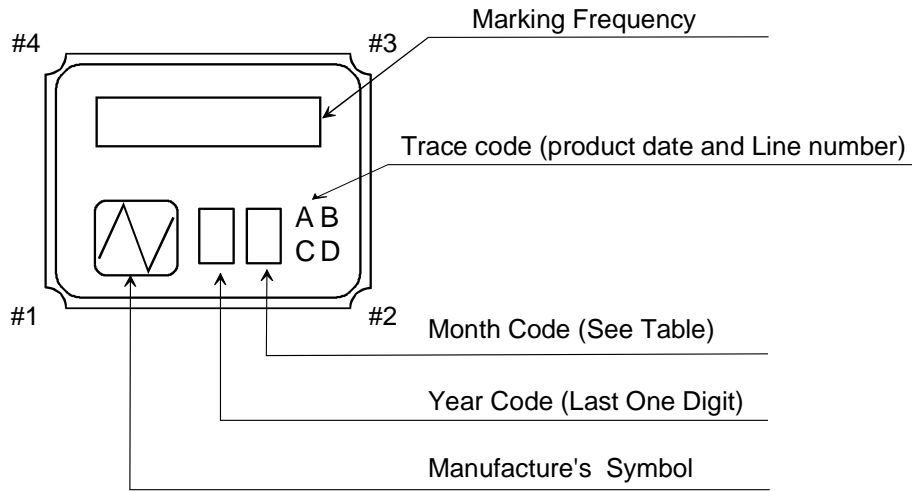


# Taping and reel spec.②

15,000pcs / reel (Reel dimension :  $\phi 330$  mm)



Marking spec.



NOTE

1. Frequency Code

Marking Frequency is consist of five digits, first five digits of Nominal Frequency

Example

Nominal Frequency	28.636363 MHz
Frequency Code	28.636

2. Month Code Table

Month	1 Jan.	2 Feb.	3 Mar.	4 Apr.	5 May.	6 Jun.	7 Jul.	8 Aug.	9 Sep.	10 Oct.	11 Nov.	12 Dec.
Month Code	1	2	3	4	5	6	7	8	9	X	Y	Z

\*Marking digits are not include a decimal point and dot mark.

## Notes on use

1. Even if the appearance color etc. of the product differs by purchasing the component parts by more than two companies, there is no influence on the characteristics and reliability.
2. Since the crystal unit is a passive component, it is important to have appropriate circuit conditions. Please be sure to check the circuit conditions before using the crystal units, and ensure the necessary circuit margin, and confirm that the desired frequency is output. Moreover, please check the circuit conditions when using an existing crystal unit for another model or board. If the circuit conditions are not appropriate, there is a risk of oscillation stop or frequency deviation.
3. IN THE CASE OF THE FOLLOWING ITEMS, WE ARE NOT RESPONSIBLE FOR WARRANTY / COMPENSATION.
  - (1) WHEN PRODUCTS OF THIS SPECIFICATION ARE USED FOR EQUIPMENT RELATED TO HUMAN LIFE OR PROPERTY, IT IS THE RESPONSIBILITY OF THE CUSTOMER TO CONFIRM THE INFLUENCE ON THIS PRODUCT AND EQUIPMENT TO BE USED BEFOREHAND, CONDUCT NECESSARY SAFETY DESIGN (INCLUDING REDUNDANT DESIGN, MALFUNCTION PREVENTION DESIGN, etc.), AND PLEASE USE IT AFTER SECURING SUFFICIENT SAFETY OF EQUIPMENT.
    1. SAFETY-RELATED EQUIPMENT SUCH AS AUTOMOBILES, TRAINS, SHIPS, etc., OR EQUIPMENT DIRECTLY INVOLVED IN OPERATION
    2. AIRCRAFT EQUIPMENT
    3. SPACE EQUIPMENT
    4. MEDICAL EQUIPMENT
    5. MILITARY EQUIPMENT
    6. DISASTER PREVENTION / CRIME PREVENTION EQUIPMENT
    7. TRAFFIC LIGHT
    8. OTHER EQUIPMENT REQUIRING THE SAME PERFORMANCE AS THE ABOVE-MENTIONED EQUIPMENT
  - (2) IN CASES WHERE IT IS NOT INDICATED IN THE REQUESTED STANDARD AND IS USED UNDER CONDITIONS OF USE (INCLUDING CIRCUIT MARGIN etc.) THAT CAN NOT BE PREDICTED AT THE PRODUCTION STAGE.
  - (3) WHEN USING ULTRASONIC WELDING MACHINE. (THERE IS A POSSIBILITY THAT THE CHARACTERISTIC DEGRADATION IS CAUSED BY THE RESONANCE PHENOMENON OF THE PIEZOELECTRIC MATERIAL.(EXAMPLE; CRYSTAL PIECE))  
WE WILL NOT TAKE ANY RESPONSIBILITY FOR THE INFLUENCE OF THE CUSTOMERS' PROCESS.SO, PLEASE SUFFICIENTLY EVALUATE AT A SAMPLE STEP WHEN YOU USE ULTRASONIC WELDING MACHINE.
  - (4) USING RESIN MOLD MAY AFFECT THE PRODUCT CHARACTERISTIC.  
PLEASE MAKE SURE TO TELL OUR SALES CONTACT WHEN YOU USE RESIN MOLD. WE WILL PERFORM INDIVIDUAL CORRESPONDENCE ABOUT A DELIVERY SPECIFICATION AND AN EVALUATION METHOD. IN ADDITION, IF YOU USE RESIN MOLD WITHOUT CONTACTING US, AND CAUSES DAMAGES AGAINST A CUSTOMER OR A THIRD PARTY, WE WILL NOT BE LIABLE FOR THE DAMAGES AND OTHER RESPONSIBILITIES BECAUSE WE CONSIDER IT IS UNDER SELF-RESPONSIBILITY USING RESIN MOLD. WE WILL NOT TAKE ANY RESPONSIBILITY FOR THE INFLUENCE OF THE CUSTOMERS' PROCESS. PLEASE SUFFICIENTLY EVALUATE AT A SAMPLE STEP WHEN YOU USE RESIN MOLD.
  - (5) WHEN PERFORMING IMPROPER HANDLING THAT EXCEEDS THE GUARANTEED RANGE.

## Notes on storage

1. When storing the product in high temperature and high humidity condition for a long time, product characteristics (solderability etc.) and packaging condition may be deteriorated. Please store product at temperature + 5°C ~ + 35°C, humidity 85% RH or less. The product is an electronic component, so please do not storage and use, under a dewing state.
2. The product storage deadline is 12 months after delivery in unopened state. Please use within storage deadline. If you exceed storage deadline, please check the product characteristics etc, please use.

## Handling of this document and other requests

Please refer to the " Site Guidance" on our website for the handling of information contained in this document. (<https://www.ndk.com/en/terms/>)