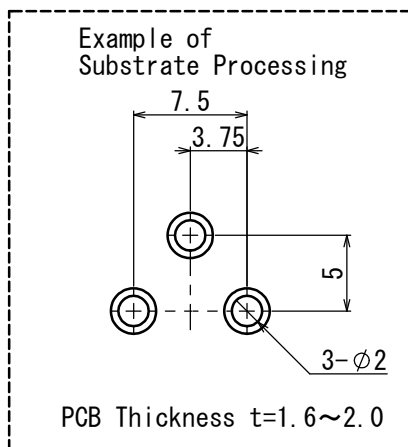
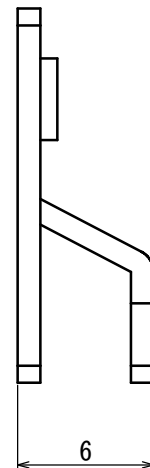
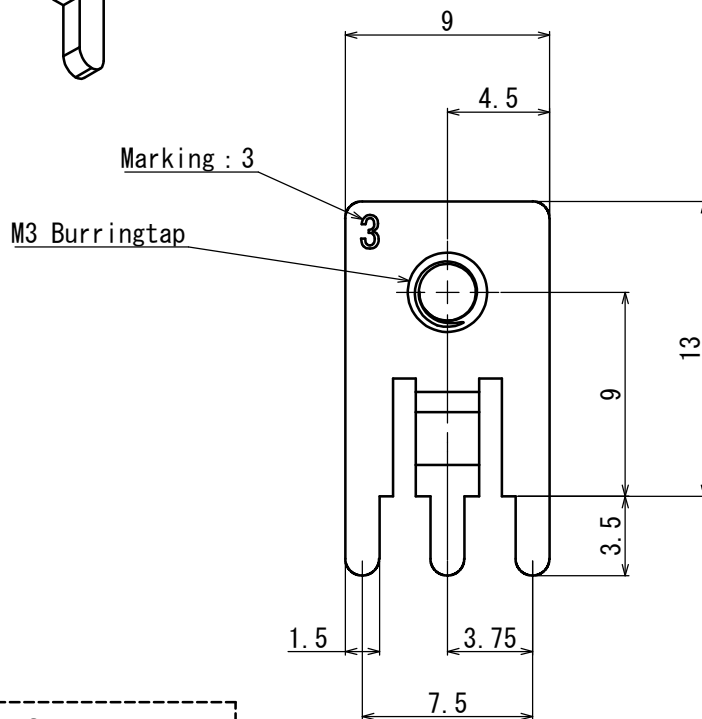
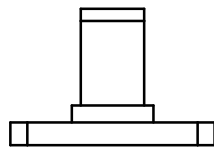
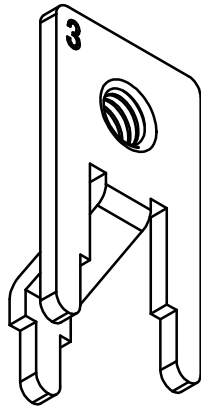


No.	PARTS NAME	MATERIAL	SIZE	TREATMENT	REMARKS	AMOUNT
1	Printed board terminal	Brass	t=1.0	Tin-plated		1



Ordering form : F4146A(Type No.)
 ※Display it on the name of article label of a packing box as a 「RoHS2 Compliance」

RATING	15 A ~ 30 A		
Screw diament	M3		
Usable electric wire	15 A	20 A	30 A
Conforting wire	1.25 mm ²	2 mm ²	3.5 mm ²
Recommended crimp terminal	R1.25 - 3	R2 - 3	R3.5 - 4

SIGN	DATE	CONTENT	AUTHOR	APPROVER	TOLERANCE UNLESS OTHERWISE SPECIFIED	DWG No. 110976				DESIGN	Yamamoto	24.06.11	
						TYPE. F4146A				DWG.	Yamamoto	24.06.11	
DEVISION					±0.5	3RD ANGLE PROJECTION	UNIT	mm	SCALE	3/1	CHK.	Yamaki	24.06.13
						APPRD	Okada	24.06.14					
						フジコン株式会社							