

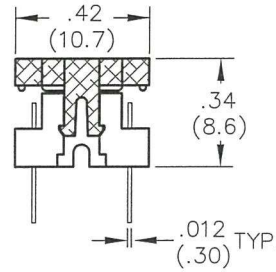
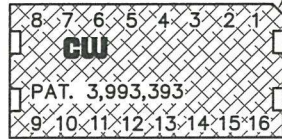
DIMENSIONS IN INCHES (MILLIMETERS)  
DO NOT SCALE DRAWING .....

Dwg. No.  
**CWR-130-XX-0203**

DIP CONNECTOR: ( $\frac{.300}{(7.62)}$  CENTERS)

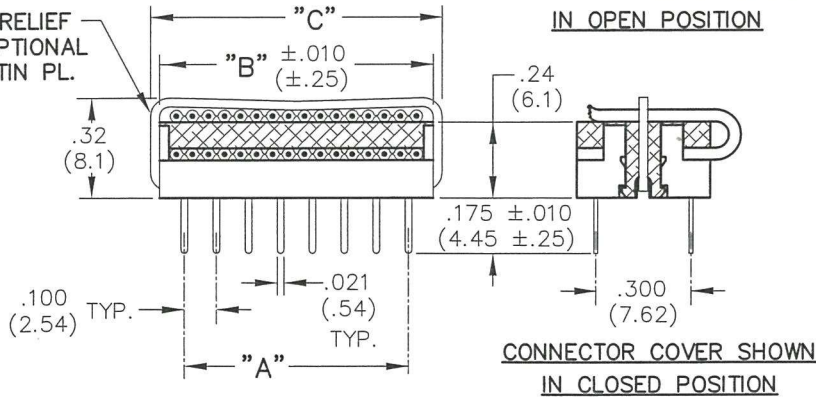
NOTCHED CORNER ORIENTS  
No. 1 CONTACT LOCATION.  
(16 CONTACT POSITIONS SHOWN; ALSO  
AVAILABLE WITH 14 POSITIONS.)

TOP VIEW NO CABLE OR  
STRAIN RELIEF SHOWN



CONNECTOR COVER SHOWN  
IN OPEN POSITION

STRAIN RELIEF  
STRAP—OPTIONAL  
STEEL—TIN PL.



CONNECTOR COVER SHOWN  
IN CLOSED POSITION

**MATERIALS:**

PLASTIC PARTS - UL94V-0 Thermoplastic (blue), flame retardant.  
CONTACTS - Phosphor Bronze, Std.  
CONTACT PLATING - 100 Sn (min.)/.000050 Ni (min.)

**OPERATING STANDARDS:**

TEMPERATURE RATING - 125°C.  
CONTACT RATING - 1 Ampere.  
DIELECTRIC STRENGTH - Over 500 V.D.C. AT SEA LEVEL.  
CONDUCTORS ACCEPTED - 28-30 AWG solid or stranded.

CONNECTOR DIMENSIONS			
No. of Solder Posts	A	B	C
14	.60 (15.2)	.754 (19.2)	.81 (20.6)
16	.70 (17.8)	.854 (21.7)	.91 (23.1)

**CUSTOMER DRAWING**

1 2 3 4 5 6 7 8 9 10

B-FORMAT 2002  
**REVISIONS**  
0  
RELEASED. 9-20-2006  
DGW  
OCT 02 2006

**ATTENTION**  
THIS DRAWING AND ITS ATTACHMENTS, IF ANY, ARE PROPRIETARY TO CW INDUSTRIES AND DESCRIBE DESIGNS THAT ARE CONFIDENTIAL AND MUST NOT BE DISCLOSED UNLESS AUTHORIZED, IN WRITING, BY AN OFFICER OF CW INDUSTRIES.....

**CW INDUSTRIES**  
Southampton, Pa. 18966

TOLERANCES UNLESS OTHERWISE SPECIFIED  
2 Place Decimal ±.010 METRIC  
3 Place Decimal ±.005 1 Place Dec. ±.25mm  
Angles ..... ±1' 2 Place Dec. ±.13mm

Title: DIP CONNECTOR  
NO. CONTS. PER  
CONN. DIM. CHART  
W/.175" SOLDER POSTS

PDF FILE MADE  
Made for: CW IND.  
Drawn by: DGW 9-20-2006  
Checked by: *Q. Auld 9-28-06*  
Approval: *9-28-06*

Division: SWITCH  
Dwg. No. CWR-130-XX-0203

**MASTER**